


Extra Heavy Duty Lathe With 16 inch Bedwidth



Extra Heavy Duty Lathe With 16 inch Bedwidth

Speification	Units	EXHD 1	EXHD 2	EXHD 3	EXHD 4	EXHD 5	EXHD 6	EXHD 7
Length of bed.	ft	8	10	12	14	16	18	20
Height of center.	In.	12"	12"	12"	12"	12"	12"	12"
Max. Swing over Bed.	in. Dia	23"	23"	23"	23"	23"	23"	23"
Max. swing over carraige.	In. Dia	15"	15"	15"	15"	15"	15"	15"
Admit between centers.	In.	50"	74"	98"	122"	146"	170"	194"
Width of bed.	In.	16"	16"	16"	16"	16"	16"	16"
Length of gap in front of face plate.	In.	8"	8"	8"	8"	8"	8"	8"
Spindle bore.	In.	3.125"	3.125"	3.125"	3.125"	3.125"	3.125"	3.125"
Lead screw Dia. & Pitch.	In. 4TPI	1.75"	1.75"	1.75"	1.75"	1.75"	1.75"	1.75"
Reqd. Power H.P.	H.P.	5	5	5	5	5	5	5
RPM Min/Max.	-	20/400	20/400	20/400	20/400	20/400	20/400	20/400
No. of speeds.	-	8	8	8	8	8	8	8



Contact us

+91 98252 21628 ✉ orbitlathe@hotmail.com


Quick links

► [About](#) ► [Product](#) ► [Contact](#)

Krishna Machine Manufacturers

📍 B/h S.T. Workshop, Gondal Road, Rajkot - 360004. (Gujarat - India)

HD MODELS



HD MODELS

Speification	Units	Model 1	Model 2	Model 3	Model 4	Model 5	Model 6
Length of bed.	ft	5.5'	7'	9'	10'	12'	14'
Height of center.	In.	10"	10"	10"	10"	10"	10"
Max. Swing over Bed.	in. Dia	18"	18"	18"	18"	18"	18"
Max. swing over carraige.	In. Dia	10"	10"	10"	10"	10"	10"
Admit between centers.	In.	20"	38"	62"	74"	98"	122"
Width of bed.	In.	12.75"	12.75"	12.75"	12.75"	12.75"	12.75"
Length of gap in front of face plate.	In.	7"	7"	7"	7"	7"	7"
Spindle bore.	In.	2 1/8"	2 1/8"	2 1/8"	2 1/8"	2 1/8"	2 1/8"
Lead screw Dia. & Pitch.	In. 4TPI	1.5"	1.5"	1.5"	1.5"	1.5"	1.5"
Reqd. Power H.P.	H.P.	2	2	2	2	2	2
RPM Min/Max.	-	25/450	25/450	25/450	25/450	25/450	25/450
No. of speeds.	-	8	8	8	8	8	8
Changes can be made in center height, spindle bore etc can be done in above models.							



Contact us

+91 98252 21628 orbitlathe@hotmail.com


Quick links

[About](#) [Product](#) [Contact](#)

Krishna Machine Manufacturers

B/h S.T. Workshop, Gondal Road, Rajkot - 360004. (Gujarat - India)

LD Models



LD Models

Speification	Units	L 0	L 1	L 2	L 3
Length of bed.	ft	3.5'	4.5'	5.25'	6'
Height of center.	In.	6.5"	6.5"	6.5"	6.5"
Max. Swing over Bed.	in. Dia	12"	12"	12"	12"
Max. swing over carraige.	In. Dia	6.5"	6.5"	6.5"	6.5"
Admit between centers.	In.	15"	27"	36"	45"
Width of bed.	In.	9.5"	9.5"	9.5"	9.5"
Length of gap in front of face plate.	In.	4"	4"	4"	4"
Spindle bore.	In.	1.5"	1.5"	1.5"	1.5"
Lead screw Dia. & Pitch.	In. 4TPI	1.25"	1.25"	1.25"	1.25"
Reqd. Power H.P.	H.P.	1	1	1	1
RPM Min/Max.	-	30/750	30/750	30/750	30/750
No. of speeds.	-	6	6	6	6



Contact us

+91 98252 21628 ✉ orbitlathe@hotmail.com

Quick links

► [About](#) ► [Product](#) ► [Contact](#)

Krishna Machine Manufacturers

📍 B/h S.T. Workshop, Gondal Road, Rajkot - 360004. (Gujarat - India)

MEX Models



MEX Models

Speification	Units	Mex 1	Mex 1	Mex 2
Length of bed.	ft	5'	6.5'	7.5'
Height of center.	In.	9"	9"	9"
Max. Swing over Bed.	in. Dia	17"	17"	17"
Max. swing over carraige.	In. Dia	9.5"	9.5"	10.5"
Admit between centers.	In.	24"	42"	54"
Width of bed.	In.	11"	11"	11"
Length of gap in front of face plate.	In.	5"	5"	5"
Spindle bore.	In.	2.125"	2.125"	2.125"
Lead screw Dia. & Pitch.	In. 4TPI	1.25"	1.25"	1.25"
Reqd. Power H.P.	H.P.	1.5	1.5	1.5
RPM Min/Max.	-	45/450	45/450	45/450
No. of speeds.	-	6	6	6
Spindle bore 3.125 inch is also available in this models.				



Contact us

+91 98252 21628 ✉ orbitlathe@hotmail.com

Quick links

► [About](#) ► [Product](#) ► [Contact](#)

Krishna Machine Manufacturers

◆ B/h S.T. Workshop, Gondal Road, Rajkot - 360004. (Gujarat - India)